

# CHILDREN & BABIES PORTRAIT INFORMATION GUIDE



**Captivating  
Images, LLC**  
Portrait Studio

214-265-0850  
[ciporraitstudio.com](http://ciporraitstudio.com)



"GOOD ENOUGH" IS NOT ENOUGH AT  
CAPTIVATING IMAGES.


Captivating Images is located in the heart of Dallas, in Preston Hollow near Inwood Road and Walnut Hill Lane. We specialize in portraiture of families, children and high school seniors and are proud to provide the finest portraits available. Our combination of creative photography and superior portrait quality is what makes our work stand out as something above the ordinary. We have numerous studio backgrounds, props, and a one acre, on-site outdoor portrait garden to give you the indoor or outdoor looks that will make your portraits unique.

Our goal is to create portraits that truly reflect the love and joy of your family. You deserve the very best and our staff uses cutting edge technology with classic techniques to produce archival, museum quality portraits.


If for any reason, you are not satisfied with your portraits, we will remake your portraits or re-shoot your portrait session at no additional expense to you. If you are still not satisfied, you will receive a full refund.

# A SAMPLE OF OUR PORTRAIT PRODUCTS

## Composites



**Deluxe Portrait Album**



**Portrait Books**

This brochure was designed to help you plan your child's session so they look their best, feel comfortable during the session, and you can get the portraits you want. There are a lot of great tips in here on how to make your session go smoothly. If you have any questions, feel free to call or e-mail us. You will find all of our contact information on the back of this booklet. Thank you again for choosing Captivating Images Portrait Studio and we look forward to seeing you soon!

---

***How to get the portraits you want*** Before your session we recommend that you come in for a portrait consultation. This will help you to decide what type of portraits you like. During the consultation we will discuss clothing color, portrait style (casual or dressy), studio vs. garden sessions, and so on. If you need ideas, we will be happy to give suggestions and show you samples based on the ages of your children. The more we know about what you like, the better able we are to create portraits of your children that you will absolutely love. If it is inconvenient for you to come in person, we will be happy to consult with you over the phone.

We suggest that you do not to “coach” children before or during the session. When you encourage them by saying “Smile!”, we are more likely to get the “fake smile”. We will work with your child to get natural expressions. To limit distractions, we request that only one adult accompany your child into the studio during their session.

***Plan on arriving early*** Be sure to give yourself plenty of time to get here - you won't want to be rushed. Plan on arriving 10-15 minutes before your session so you can get set up in the dressing room, change clothes, fix hair, etc.

**What They Should Wear:** We want to create portraits of your children that you will love and be proud to display in your home for years to come. We do not want the child's clothing to overpower or distract from the image. The following tips will help you get beautiful portraits you will cherish forever.

***Clothing color and style*** Solid colors always look best in portraits. Stripes, patterns, prints and polka dots can be distracting.

Make sure the children are wearing similar style clothing for the session (i.e. dressy or casual). Clothing colors should be either primarily light or medium to dark. Similar tones and colors give a more harmonious look to a portrait. The outfits don't have to match, but

similar colors tend to be less distracting to the eye. Avoid strong contrast between the top and bottom of the outfit or between two or more outfits in the group. This keeps the attention focused on the faces, not the clothing.

**Choose clothing that fits** Make sure your child's clothing fits properly and looks good in a variety of positions (sitting, standing or lying down). Sometimes little collars on shirts tend to flip up and could hide part of your baby's face. This can be prevented by stitching down the collar prior to the session.

**Don't forget the feet** Your child's feet will probably show in many of the poses, so make sure that their shoes coordinate with their outfits. The bottoms of children's shoes often have bright, colorful designs that might be distracting in portraits. Just remember, bare feet look great on children!

**Choose the best time of day for your child** It is always best to work around your child's schedule. A well rested and happy baby or toddler is a much easier to photograph. We have found that younger children are usually best in the morning.

**Photographing babies** You may need to bring an extra bottle and/or pacifier along with you. If we need to take a bottle break, we certainly can. Try to limit your baby's use of a pacifier prior the session. This helps to eliminate the red "ring around the mouth." If we are doing barefoot portraits, make sure the baby's socks aren't going to leave sock marks on their ankles. Also, if you are planning to do a "bare bottom" portrait of your baby, it works best if your baby's diaper is worn loosely prior to the session to prevent red marks and wrinkles in the skin.

### ***Can I photograph my children together and then separately?***

We are certainly willing to try, however we have learned from experience that doing this kind of extended session with small children can be challenging. Because younger children have very short attention spans, they may not last long enough to do multiple groupings or clothing changes. In some cases it is necessary to schedule a separate session for each child in order for us to produce premium quality portraits. However, if the children are doing very well, we will do our best to accommodate you. If you are interested in multiple groupings, please let us know in advance since this will require more time.

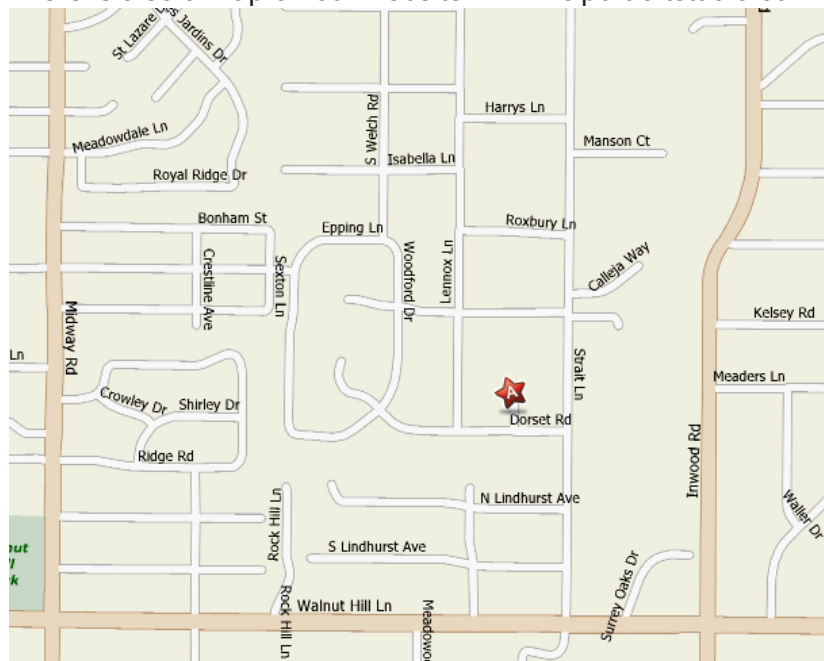
**How long will the session take?** We schedule at least one hour for your session and one hour for your Presentation & Ordering appointment. Most sessions go rather quickly with children and babies, but having a little extra time is nice if you need to take a feeding or diaper break.

**Retouching** “All babies are beautiful.” This is true, but even beautiful babies and children can benefit from a little retouching now and then. All of our portraits include retouching to remove blemishes, bruises, angel kisses and to soften lines.



Here is a map to our studio.

There is also a map on our website - [www.ciporraitstudio.com](http://www.ciporraitstudio.com) .



If you need further directions or if we can answer any questions for you, call the studio at 214-265-0850 or you can email us at [info@ciporraitstudio.com](mailto:info@ciporraitstudio.com).

## **Policies and Terms**

**Sessions** Full payment of your session fee is required to reserve your session appointment time. We accept Mastercard, Visa and Discover. If you are paying for your session by check, it must be received within four business days after calling to schedule your session. If for some reason you have not already paid for your session, please make arrangements to do so as soon as possible. We can not hold your session time without payment.

**Presentation & Ordering** Your Presentation & Ordering appointment will take place about a week after your session. If you have not scheduled this appointment, please call the studio to schedule it as soon as possible. Our appointment times fill up quickly and we want to make sure you don't have to wait to see your portraits! It is very important to make sure that any and all decision makers are present at the Presentation & Ordering appointment since you will be placing your portrait order and paying for it that day. We only schedule one presentation per session, but if necessary, an additional presentation appointment is available for \$30. Portrait orders are paid in full when the order is placed. No part of any portrait order will be delivered without full payment.

**Rescheduling** At Captivating Images, we work by appointment only -- setting aside special, uninterrupted time for our clients. If you need to reschedule or cancel an appointment, please be courteous and contact us at least two days prior to the appointment. Cancelling or rescheduling an appointment after that, or missing an appointment will result in a \$30 re-scheduling fee. If you cancel your portrait session appointment and do not reschedule within three months of the original session date, your session fee will be forfeited.

**Framing** We offer a wide variety of custom and ready-made framing options carefully chosen to compliment our portrait styles. If you are interested in a frame for your wall portrait, we will be happy to assist you with your selection. All of our framing is done in house.

**Delivery** Your portraits will be ready approximately 3 weeks after you place your order. We will call to let you know they are ready and to set a time for you to pick them up. No part of any portrait order will be delivered without full payment. Prices are subject to change without notice.

**Copyright** In 1976, the Federal Government passed a law making it illegal to copy materials protected by copyright, including professional photography. This enables our profession to grow and provide better images for those who appreciate fine portraits.

Captivating Images invests heavily in training, education, and equipment to provide you with the highest quality photography. The quality found in each of your portraits cannot be duplicated or copied without loss of sharpness, color, and clarity. Such a loss would reflect poorly on the reputation of our studio, sometimes at a higher price than we charge. Captivating Images has reserved the copyright on each portrait we create. When you book an appointment here, you agree not to copy your portraits. We agree to provide you with our best efforts and advice, and to work within your budget.

We appreciate your understanding and cooperation in helping us maintain the integrity and professionalism you have come to expect from Captivating Images.



## Session Checklist:

- Schedule your child's session at their best time of day.
- Make sure your session fee is paid if you haven't done so already.
- Select clothing in advance and make sure everything is coordinated (consult the clothing guide in this booklet).
- Plan your travel time to arrive 10-15 minutes before your session.
- For bare bottom baby portraits, make sure the diaper is on loosely.
- Bring an extra bottle and pacifier.
- Try not to overstimulate babies & children before the session.
- Don't forget -- this brochure has a map to our studio!

---

Session Appointment:

Presentation & Ordering  
Appointment:

---

@

@

---

Please make sure that any & all decision makers are present at the Presentation & Ordering appointment since you will be placing your order and paying for your portraits that day.

---

Captivating Images Portrait Studio  
2 Dorset Place Dallas, TX 75229 214-265-0850  
www.ciportraitstudio.com info@ciportraitstudio.com